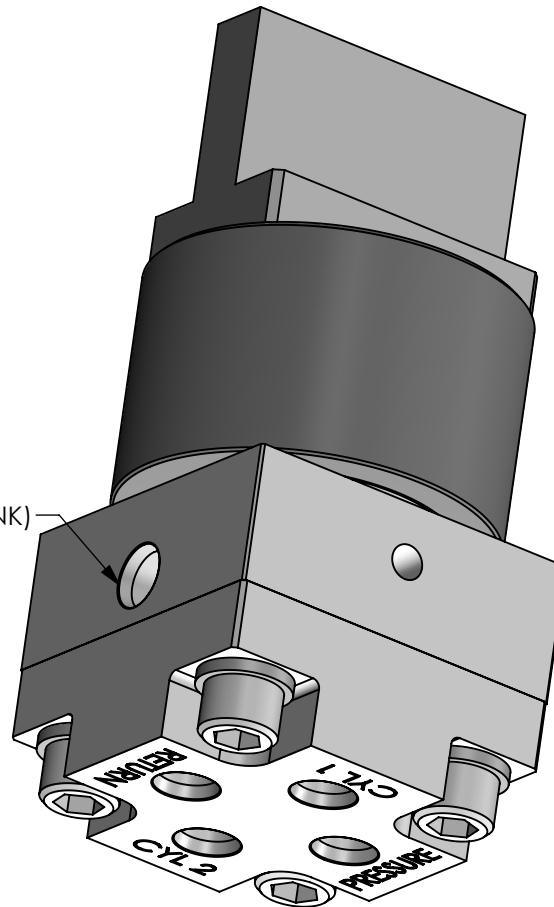
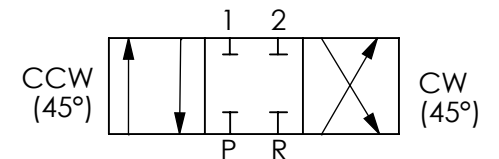
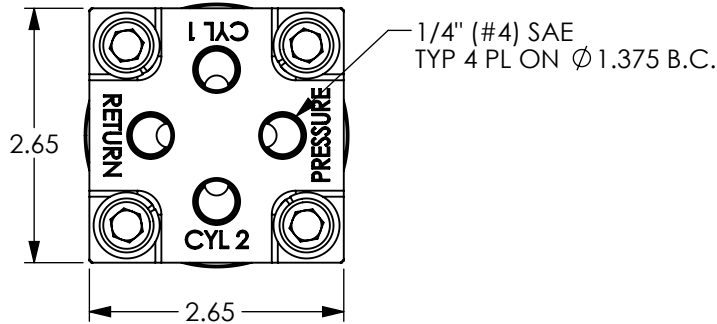


1/4" (#4) SAE PORT  
1 PL  
(CASE DRAIN TO TANK)



- W.P. : 3000 PSI
- RETURN PORT & CASE DRAIN TO TANK: 250 PSI (MAX)
- SERVICE: SUBSEA SERVICE
- MATERIALS:  
EXTERNAL: 316 SS  
INTERNAL (SEALING): 440c, 416, 316  
INTERNAL (NON SEALING):  
CARBON STEEL, BRONZE
- ELASTOMERS: NITRILE, TEFLON



90° ROTARY OPERATION  
(NON DETENTED)  
THROTTLED FLOW @ 5° ± 1.5° OFF CENTER POSITION

**PacSeal HYDRAULICS INC.**

VALVES, ACCUMULATORS, CONTROLS

<p><b>PROPRIETARY AND CONFIDENTIAL</b></p> <p>THE INFORMATION CONTAINED IN THIS DRAWING IS THE SOLE PROPERTY OF PacSeal Hydraulics. ANY REPRODUCTION IN PART OR AS A WHOLE WITHOUT THE WRITTEN PERMISSION OF PacSeal Hydraulics IS PROHIBITED.</p>	TITLE	SIZE	DWG. NO.	REV
	Valve, SVS-25 Block Center Selector, Subsea	<b>A</b>	40-2170	1
		SCALE: 1:2	WEIGHT: 7.3	