

- Note:
1. Air Actuator Cylinder Ass'y - 3" & 2" Dia, 3 Position
 2. Stroke: 2-¹/₈"
 3. Working Pressure: 250 PSI

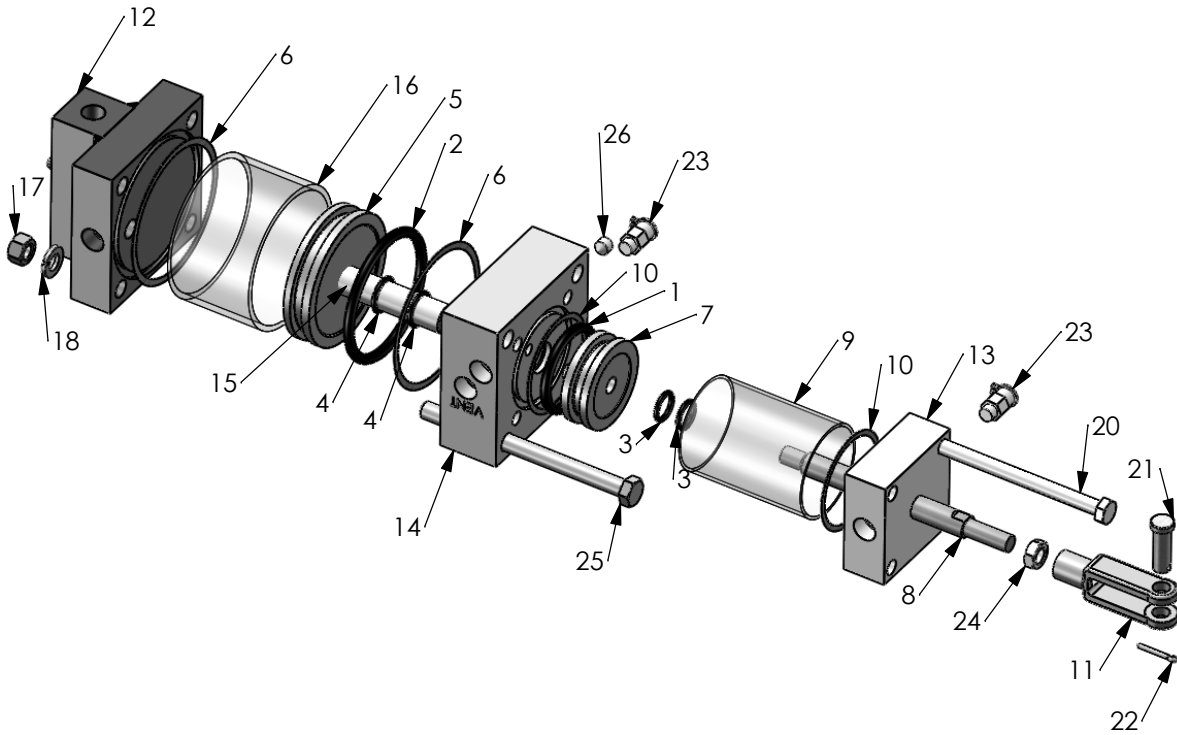
PACSEAL HYDRAULICS INC.

VALVES, ACCUMULATORS, CONTROLS

PROPRIETARY AND CONFIDENTIAL
 THE INFORMATION CONTAINED IN THIS DRAWING IS THE SOLE PROPERTY OF PacSeal Hydraulics. ANY REPRODUCTION IN PART OR AS A WHOLE WITHOUT THE WRITTEN PERMISSION OF PacSeal Hydraulics IS PROHIBITED.

TITLE
 Air Actuator Cylinder Ass'y,
 2"x3" 3- Position; AAC-203

SIZE	DWG. NO.	REV
A	40-2268	B
SCALE: 1:2	WEIGHT: 14	SHEET 1 OF 4



ITEM NO.	PART NUMBER	DESCRIPTION	QTY
1	23-1121	O-Ring	1
2	23-1318	O-Ring	1
3	23-1337	O-Ring	2
4	23-1385	O-Ring	2
5	40-0452	Piston	1
6	40-0454	Gasket	2
7	40-0612	Piston, 2" Dia, AAC-202	1
8	40-0613	Shaft, 2-1/8" Stroke, AAC-202	1
9	40-0617	Cylinder	1
10	40-0619	Gasket	2
11	40-0620	Clevis, AAC-202	1
12	40-0720	Cylinder Head	1
13	40-1327	Assy, Cyl Head - Rod End	1
14	40-2261	Center Head, AAC-203	1
15	40-2262	Center Shaft AAC-203	1
16	40-2263	Cylinder	1
17	50-0078	Hex Nut	4
18	50-0103	Lock Washer	4
19	50-0120	1/4" Zerk Fitting	1
20	50-0189	Hex Bolt	4
21	50-0195	3/8" Clevis Pin, AAC-302	1
22	50-0196	Cotter Pin	1
23	50-0232	Oil Hole Cover	2
24	50-0336	Jam Nut	1
25	50-0381	Hex Hd Bolt	4
26	50-0385	Set Screw	1

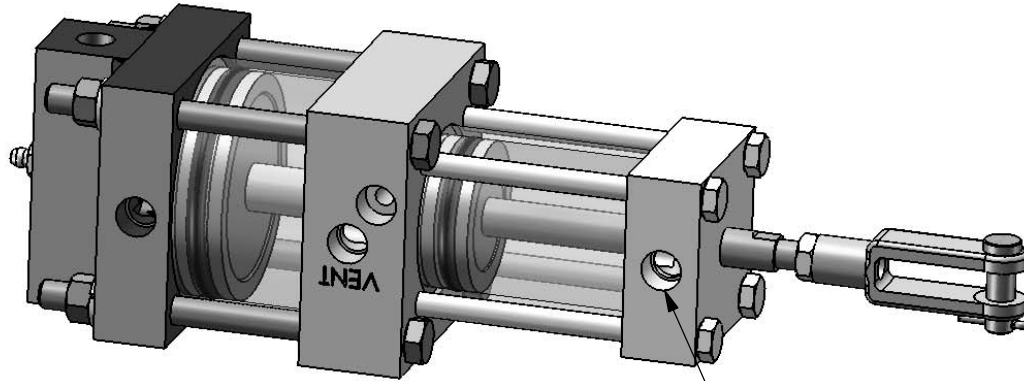
PACSEAL HYDRAULICS INC.

VALVES, ACCUMULATORS, CONTROLS

PROPRIETARY AND CONFIDENTIAL
 THE INFORMATION CONTAINED IN THIS DRAWING IS THE SOLE PROPERTY OF PacSeal Hydraulics. ANY REPRODUCTION IN PART OR AS A WHOLE WITHOUT THE WRITTEN PERMISSION OF PacSeal Hydraulics IS PROHIBITED.

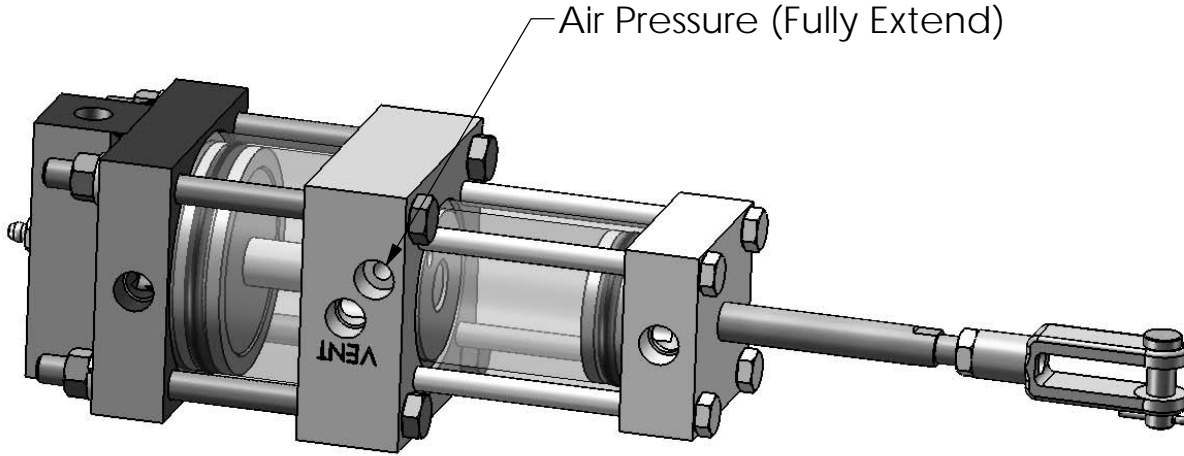
TITLE
 Air Actuator Cylinder Ass'y,
 2"x3" 3- Position; AAC-203

SIZE A	DWG. NO. 40-2268	REV B
SCALE: 1:4	WEIGHT: 14	SHEET 2 OF 4



Fully retracted

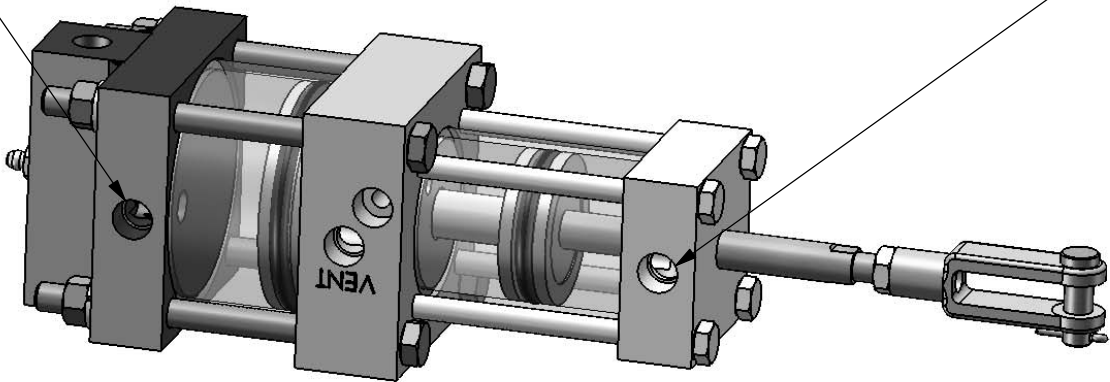
Air Pressure (Fully Retract)



Air Pressure (Fully Extend)

Fully extended

1. Apply Air Pressure in this location first
2. Apply Air Pressure in this position shortly after completing step 1.



Center Position